



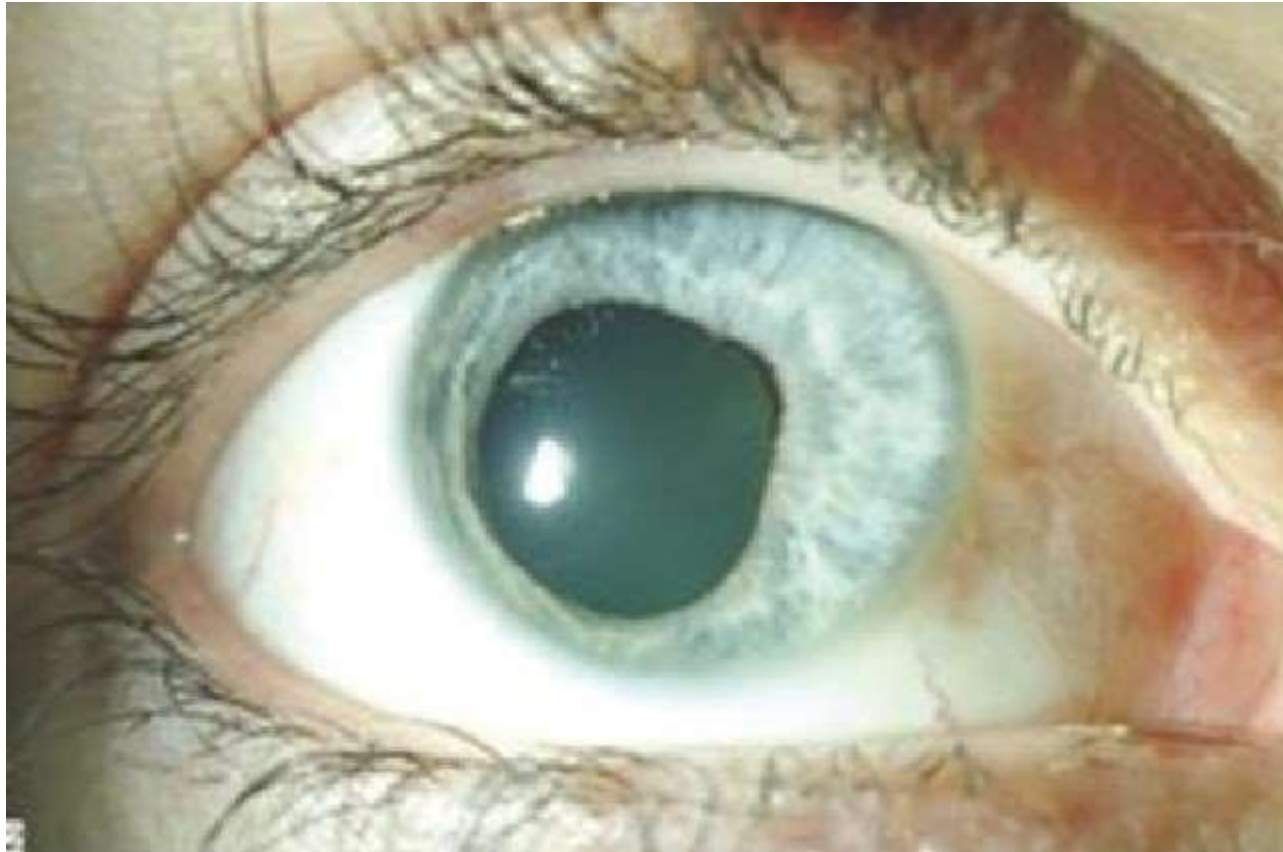


# *Business Tools*





# Eye Surgery or Injury





# Persistent Pupillary Membrane




**Integrated Iridology Book by Toni Miller, Page 345:**

Persistent Pupillary Membrane: This is a condition of the eye involving remnants of a foetal membrane that persist as strands of tissue crossing the pupil. The pupillary membrane acts as a source of blood supply for the lens during foetal development. This membrane normally atrophies between birth and eight weeks. PPM occurs when the atrophy is incomplete. Persistent pupillary membrane is generally without symptoms and is not usually a cause of visual discomfort for the individual. The PPM strands usually connect to other parts of the iris but they can also connect to the cornea or lens. Attachment to the cornea can cause small corneal opacities, while attachment to the lens can cause small cataracts.



# Iridology Books


## Iridology Books



Iridology Fusion  
Worktext and  
Systems  
Companion Guide

~~\$200.00~~ \$175.00


SHOP



Techniques in Iris  
Analysis Textbook  
for Iridology

\$230.00


SHOP



The Core  
Curriculum Iris  
Analysis Manual by  
Betty S. O'Brian,  
M.S., N.D.

\$50.00

SHOP



Integrated  
Iridology Textbook  
by Toni Miller

\$250.00

SHOP

<http://www.joyfullivingservices.com/-iridology-books-cameras-charts-equipment-and-tools.html>



# Iridology Cameras


## Iridology Cameras



SmartEye  
Detachable  
Iridology Lens

\$275.00

SHOP



Pebble +9 Camera

~~\$1,000.00~~ \$875.00

SHOP



SD8004 24.2MP  
Handheld Camera  
System

~~\$3,600.00~~ \$2,950.00

SHOP



SD8004 24.2MP  
Full Camera  
System

~~\$4,600.00~~ \$3,600.00

SHOP



SD8004 Leg  
Extended Legs

~~\$325.00~~ \$300.00

SHOP



SD8004 24.2MP  
Tabletop Short  
Legs

~~\$175.00~~ \$150.00

SHOP

<http://www.joyfullivingservices.com/-iridology-books-cameras-charts-equipment-and-tools.html>



# Iridology Equipment

## Iridology Equipment



Magnifying Lens  
with Light, 10X

\$45.00


SHOP



Transparent Grids  
R and L

\$15.00


SHOP



Integrated  
Iridology  
Constitution and  
Collarette Flash  
Cards by Toni  
Miller

\$55.00

SHOP



Integrated  
Iridology  
Fundamental  
Flashbook by Toni  
Miller

~~\$80.00~~ \$50.00

SHOP

<http://www.joyfullivingservices.com/-iridology-books-cameras-charts-equipment-and-tools.html>



# Iridology Information Handouts

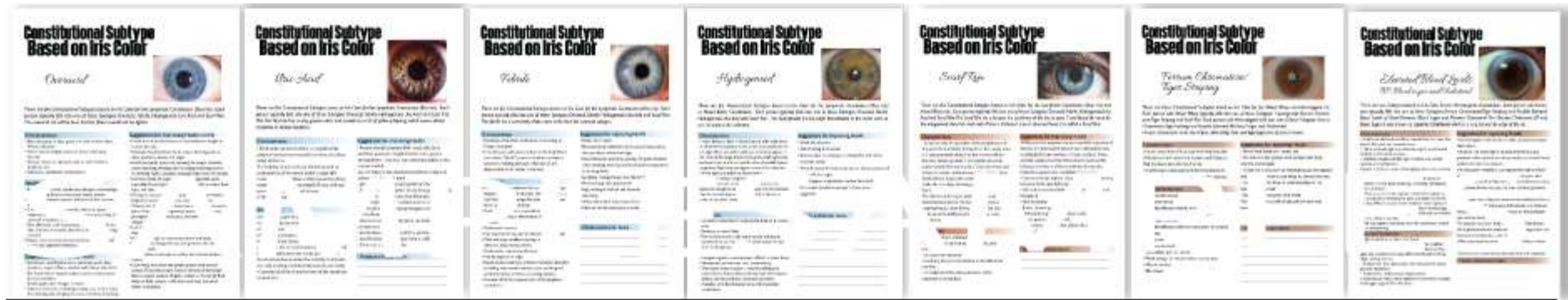


## CONSTITUTIONAL SUBTYPE HANDOUTS

\$10 for each PDF, \$30 for all three, to order please contact: [pnkfooster@yahoo.com](mailto:pnkfooster@yahoo.com)

## SUBTYPE BASED ON IRIS STRUCTURE HANDOUTS

\$10 for each PDF, or \$60 for seven or \$90 for all fourteen, to order please contact: [pnkfooster@yahoo.com](mailto:pnkfooster@yahoo.com)



## CONSTITUTIONAL SUBTYPE BY COLOR HANDOUTS

\$10 for each PDF, or \$60 for seven or \$90 for all fourteen, to order please contact: [pnkfooster@yahoo.com](mailto:pnkfooster@yahoo.com)

<http://www.joyfullivingservices.com/iridology-books-cameras-charts-equipment-and-tools.html>



# Iridology Information Handouts

## Iridology Information Handouts

The following iridology information handouts are a great way to pass along all the information you go over with clients in your analysis. You can e-mail them if you are not speaking to them in person.

### There are currently 15 handouts available:

- 1 Pupil Flattening handout
- 3 Constitutional Types: Lymphatic, Biliary, and Hematogenic
- 4 Constitutional Subtypes by Structure: Anxiety Tetanic, Polyglandular, Neurogenic, and Connective Tissue
- 7 Constitutional Subtypes by Color: Overacid, Febrile, Uric Acid, Hydrogenoid, Scurf Rim, Ferrum Chromatose, and Lipemic Diathesis

### Student Pricing:

- Each individual PDF is \$10 each
- Any 7 PDFs are \$60 (\$10 savings)
- All 14 PDFs are \$90 (\$50 savings plus you will receive the Pupil Flattening Handout for free!)
- To add your name and contact information to every sheet (max 2 lines no longer): \$20

When you purchase the handouts they will be sent by e-mail to you as a PDF. There is unlimited printing rights as you own the PDF.

Please be mindful of placing these PDFs on Facebook or websites for anyone to see. They can easily be downloaded or stolen by other businesses to use.

To purchase these handouts please send an e-mail to Karen Foster at [pnkfoster@yahoo.com](mailto:pnkfoster@yahoo.com)

<http://www.joyfullivingservices.com/-iridology-books-cameras-charts-equipment-and-tools.html>



# Iridology Station 5.2 Scanning Software



## Iridology Station 5.2 Iridology Scanning Software

Software is now available in Spanish. Save \$25!


Sold separately. Works well with our SD8004 Super Digital 18.1 MP Iridology Camera System, our eyePIX 10.0 mega pixel Handheld Iridology Cameras, and pretty much any iridology camera. Can be purchased as a stand-alone iridology software program to work with 35mm cameras as well.

Cost is \$475

<http://www.joyfullivingservices.com/-iridology-software.html>



# The Iridologist Software



## The New Iridologist Data Software Program

The New Iridologist Data Software Program - Works well with Iridology Station 5.1

Would you like to be able to show your clients detailed information on the eye including:

1. 18 constitutions
2. Basic Iridology signs
3. Collarette signs. (ANW)
4. 30 Sclera signs. (white of the eye)
5. Psychological indications seen in the iris
6. Variations in the Structure
7. 28 Pupil signs

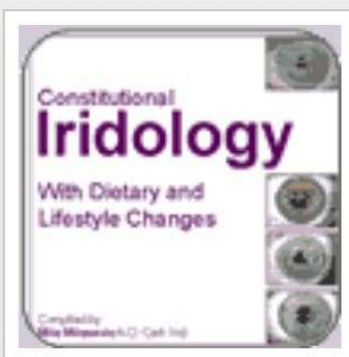
Most clients want to have something they can read. Print off take home information sheets instantly.

Cost is \$450

<http://www.joyfullivingservices.com/-iridology-software.html>



# Constitutional Iridology Software



## Constitutional Iridology Software

Constitutional Iridology was put together by Milo Milosevic who graduated as a naturopath from the Southern School of Natural Therapies in 1980.

His passion for Iridology increased when he attended the College of Somatic Studies course in Constitutional Iridology in 1990 with Robert Lucy using Angerer's constitutional philosophy. It was an awakening into a realm of iridology that has led to this compilation of ideas. Milo has studied in the USA with the Natural Iridology Research Association, where the Deck system is used predominantly. He has lectured at the Australian College of Natural Medicine in Brisbane for 8 years and has also lectured for the Institute of Applied Iridology throughout Australia and New Zealand.

This Iridology software CD covers the iridology constitutions as gathered by Milo Milosevic N.D. over his lecturing years. This is a compilation of the constitutions from Deck Angerer and American constitutions. It is written in such a way as to make it easily client compliant & the analysis can be used even as a handout sheet. The constitutions are divided into blue, brown & mixed with dietary & lifestyle guidelines.

The Iridology software CD also contains many photographs of irides from Milo's clinical cases, also other pupil and iris signs as well. The purpose of this Iridology software CD is to bring the constitutions alive in a easily manageable way that will encourage the therapist to ask most questions about there client as well as be aware of the health direction the client is going towards.

For more information and to view the pdf file for this software, [click here](#).

\$149.00


Add to Cart

<http://www.joyfullivingservices.com/-iridology-software.html>





# Signs of Cardiovascular Risk Software



## Signs of Cardio Vascular Risk Iridology Software

Cardio vascular disease is the number one cause of death in the Western world. Although dietary factors come into this, it has been established that there are a number of other influences that increase risk factors. This software presents a fascinating insight into body signs indicating increased cardio vascular risk. When these body markings or the high risk emotional temperament are seen in conjunction with signs in the eye, you have the ability to turn a person's health prognosis into a more favourable outcome. Over 120 slides including excellent eye photos, images and case histories.

~~\$66.00~~ \$50.00

Add to Cart

<http://www.joyfullivingservices.com/-iridology-software.html>





# Signs of Digestive Dysfunction Software




## Signs of Digestive Dysfunction Iridology Software

Good digestion is foundational to optimum health. Today nutritional deficiency is alarmingly common. This title contains some new information with seventy five slides including photos of iris and sclera signs with case histories and common emotional precursors. You have heard the expression 'you make me sick to my stomach' - could this affect the way a person handles his food? Learn how the iris differentiates between whether a person has difficulty digesting and absorbing proteins, fats, carbohydrates or minerals, making you more effective in your treatment protocols by Toni Miller.

~~\$66.00~~ \$50.00


Add to Cart

<http://www.joyfullivingservices.com/-iridology-software.html>





# Signs of the Pancreas Software




## Signs of the Pancreas Iridology Software

Today we have a pandemic of Dysglycaemia. Late onset diabetes has been renamed Type 2 diabetes due to the fact that this malady has no preference as to the age of its victims. We have seen in the last decade in particular, more and more youths falling prey to it. This program explains the signs seen in the eye, on the body and also in the emotional temperament that increases the risk of pancreatic dysfunction.

~~\$66.00~~ \$50.00

Add to Cart

<http://www.joyfullivingservices.com/-iridology-software.html>





# Signs of the Renal System Software




## Signs of the Renal System Iridology Software

The kidney reaction field is the most common area for irregularities in the structure of the iris. Kidney issues discussed in this program range from dehydration to stones and even cancer. This program explains the signs seen in the eye, on the body and also in the emotional temperament that increases the risk of renal dysfunction.

~~\$66.00~~ \$50.00

Add to Cart

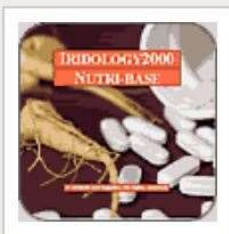
<http://www.joyfullivingservices.com/-iridology-software.html>





# NutriBase Software

## Nutrition Software Available Through Joyful Living Services




### NutriBase Software

Ailments and Organs of the Human Body, Foods, Herbs and Beverages, Nutrients and other Compounds, Toxic Substances and Toxic Foods, Physical & Complimentary Therapies, Cosmetics and Cosmaceuticals, Orthodox Medical Procedures, Biochemical Pathway Maps, Miscellaneous Health Subjects. 650 Ailments that affect the human body and their treatment by natural means. 400 Foods—their therapeutic properties and nutrient content. 200 Herbs—their therapeutic properties and nutrient content. 900 Nutrients—their therapeutic properties, food and herbal sources and availability. 300 Toxins—natural methods of counteracting them. 1000 Life Extension Strategies, Cosmaceuticals, Diets, Complimentary Therapies and Pharmaceutical Drugs. 150 Organs of the body and herbs, nutrients and foods that improve the health of those organs. 390 Hormones and chemicals of the body and natural compounds that enhance these hormones/chemicals.

\$150.00


Add to Cart

<http://www.joyfullivingservices.com/-nutrition-software.html>





# Sclerology



## A New View of an Ancient Art Sclerology Manual in English

Sclerology is an absolute “must-have” for Iridologists. The immediate and current data in the whites of the eyes effectively doubles, enhances, and verifies what can be seen in the irises. This important contribution to Eyology science, now referred to fondly as “the Manual” is a textbook for the serious student of Sclerology in particular and Eyology science in general. Professionally acclaimed (Jensen, Miles, Pesek, etc.), it comes fully and beautifully illustrated with color images (from digital and film photos), maps, charts, clear graphics, practice aides, plus herb and supplement protocols. Helps make the most of client evaluations. Perfect bound, 8½ x 11 format, 190 pages. Authored by Eyology researcher Leonard Mehlmauer, with computer art and graphics by Nenita Sarmiento, this book is clearly the industry leader and the basic text in the field.

\$75.00

Add to Cart

<http://www.joyfullivingservices.com/-sclerology.html>





# Equine Iridology



## Owner Equine Iridology Online Course

Introduction to Equine Iridology for Horse Owners: Learn Simple Iridology Techniques to Connect with Your Horse's Needs. This is a basic Iridology course for horse owners. Learn to look at your horse's eyes to detect possible reasons for their otherwise odd behavior, such as biting at their sides or being 'spooky'. Understand the markings you are seeing as reactive areas or genetic markers and their possible implications. This course will allow you to connect with your horse in a way never before possible. You will understand his/her disposition allowing for an unsaid closer, personal relationship with your beloved. View a series of Power Point presentations which are archived for you to view throughout the course. This class is

an introduction to the study and science of equine iridology; after a student finishes this class, he or she will be able to study and interpret his horse's eyes. It is not a certification course. The eyes offer an "inside view" plus guidance concerning possible health issues; this study enlightens us about our animal's health.

**The Equine Iridology Course** is great. We put a lot of thought into this course. After completing the course, you should be able to go right to work as a free agent in Equine Iridology for your self, or for a barn, or for a holistic veterinary office etc.

Cost \$695

<http://www.joyfullivingservices.com/-animal-iridology.html>



# Canine & Feline Iridology



## Owner Canine and Feline Online Study Course

Includes:

Magic of Eyes (Textbook)  
Canine and Feline Grid  
Workbook  
Certificate of Study

\$450.00

<http://www.joyfullivingservices.com/-animal-iridology.html>



# IIPA Fellow Iridologist




## Fellow Iridologist Program

The Fellow Iridologist program was developed to encourage our devoted Iridologists and those who want to continue to educate themselves and others in the field of Iridology. Advanced programs will provide continuing education and the ability for every IIPA Certified Iridologist to keep the focus on professionalism within the field of Iridology and other health modalities. Meeting these new advanced program requirements supports an individual's growth in Iridology and the world of healing.

\$500

<https://www.iridologyassn.org/advance-iridology-program-aip-en>





# IIPA Diplomate Iridologist

## Diplomate Iridologist Program

The Diplomate Iridologist program is for those Fellow Iridologists wanting to further embrace their passion of Iridology and natural healing, and take their learning to yet a higher level. A Diplomate Iridologist would be considered one at the pinnacle of their field, having earned the prestige and respect coveted by few. And this can only be attained through the governing body of Iridology – IIPA.

With the Diplomate Iridologist program, the first requirement is the successful completion of the Fellow Iridologist Program. The applicant will then need to complete the Diplomate Iridologist Program Application form and return to the IIPA Central Office with the non-refundable application fee of \$500. They can then click on the link “AIP Courses” and choose the step/course that best suits their interests.

\$500

<https://www.iridologyassn.org/advance-iridology-program-aip-en>

