

*Intermediate
Iridology
Course
Test Manual*

By:

Brenda R. Generali, C.N.C.


**Certified Nutritional Consultant
Certified Iridologist
Certified Herbalist
Nature's Sunshine Manager**

JOYFUL LIVING SERVICES

P.O. Box 485
Weimar, CA 95736-0485

Phone: 530-878-1119 or 1-800-704-9800
Fax: 530-878-1119

E-mail: iridology@netzero.net
URL: <http://www.joyfullivingservices.com>



*Intermediate
Iridology
Sworn Notarized
Statement*

Name _____ Degree
Initials
if any: _____
Street Address _____
City _____ State _____ Zip _____
Phone Number () _____ E-mail: _____

Registration Number: _____ To be assigned by the examiner and filled in at Joyful Living Services.

SWORN NOTARIZED STATEMENT

Required for certification by
Joyful Living Services

I hereby make oath and say that the answers to all questions in the test were provided by me without direct assistance from any second party, and that all research involved in the Certification process are my exclusive work and not that of any second party.

Sign below in Notary's presence:

Notary Stamp Here

NOTARIZED: Subscribed and Sworn before
me this _____ day of _____ 20 ____
My commission expires: _____ 20 ____

NOTARY PUBLIC



*Intermediate
Iridology
Course
Test*

WHAT ARE THE 4 LEVELS OF INFLAMMATION?

1. _____
2. _____
3. _____
4. _____

WHAT ARE THE 5 ELIMINATION CHANNELS?

1. _____
2. _____
3. _____
4. _____
5. _____

DESCRIBE WHAT AN IRIS WOULD LOOK LIKE IF THE STRUCTURE WAS VERY TIGHT. BE SPECIFIC.

DESCRIBE WHAT AN IRIS WOULD LOOK LIKE IF THE FUNCTION IS HOT. BE SPECIFIC.

WHAT DOES A MIXED BILIARY IRIS LOOK LIKE AND WHAT DOES IT MEAN? BE SPECIFIC.

WHAT DOES ORANGE MEAN IN THE IRIS? BE SPECIFIC.

WHAT ARE THE 4 BASIC PERSONALITY/FIBER STRUCTURE TYPES?

1. _____
 - 1a. _____
 - 1b. _____
2. _____
3. _____
 - 3a. _____
 - 3b. _____
4. _____

WHAT ARE THE 5 POSSIBLE MIXED PERSONALITY/FIBER STRUCTURE TYPES?

1. _____
2. _____
3. _____
4. _____
5. _____

DESCRIBE WHAT MARKINGS YOU WOULD SEE IN EACH OF THE 4 BASIC PERSONALITY TYPES AND THE 5 POSSIBLE MIXED PERSONALITY TYPES.

1.
 - a.
 - b.
- 2.
3.
 - a.
 - b.
- 4.
- 5.
- 6.
- 7.

8.

9.

WHAT DOES IT MEAN WHEN THE NERVE WREATH IS FLACCID/ATONIC?

WHAT DOES IT MEAN WHEN THE NERVE WREATH IS DISCOLORED?

WHAT DOES IT MEAN TO BE RIGHT SIDE/LEFT BRAIN/YANG DOMINANT?

WHAT WOULD YOU TELL A PERSON TO DO IF YOU NOTICED THEY HAD AN ENLARGED PUPIL?

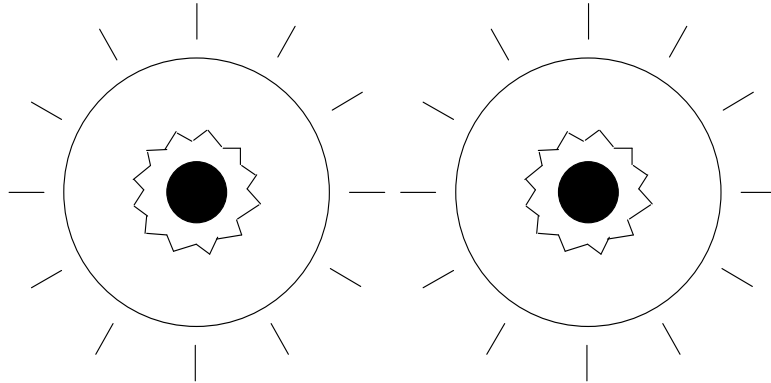
WHAT ARE REFLEX SIGNS?

WHAT DO RED LINES IN THE IRIS MEAN?

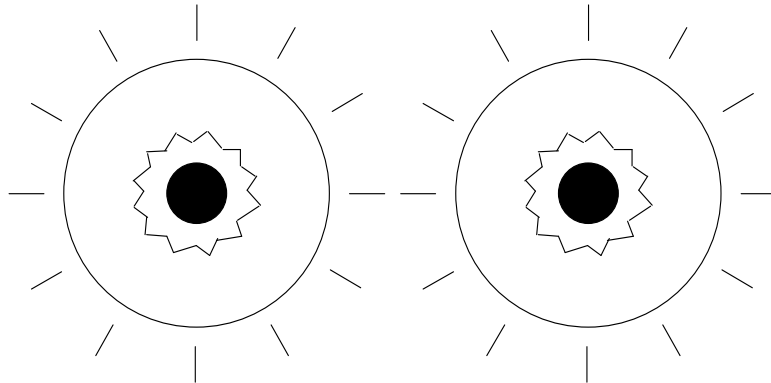
WHAT DOES IT MEAN WHEN SOMEONE HAS FATTY DEPOSITS IN THEIR SCLERA?

WITH COLORED PENCILS, DRAW THE FOLLOWING:

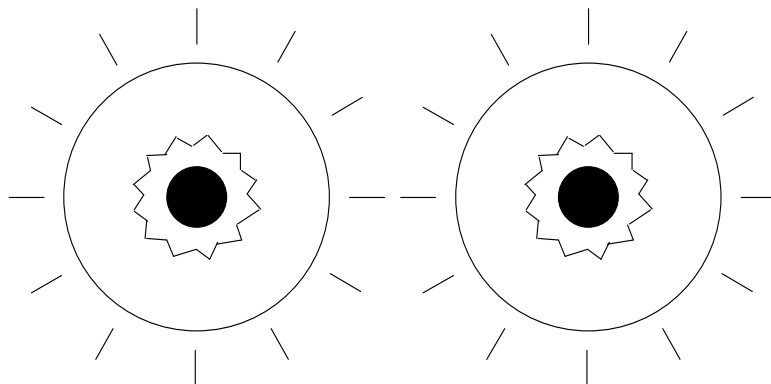
DRAW WHAT A HONEYCOMB, RIB LEAF, AND STAIR STEP LACUNA WOULD LOOK LIKE IN THE IRIS. WHAT DO THEY MEAN? WHAT WOULD YOU DO FOR THE PERSON? PLEASE BE SPECIFIC. USE THE OTHER SIDE OF THE PAPER IF YOU NEED ROOM -



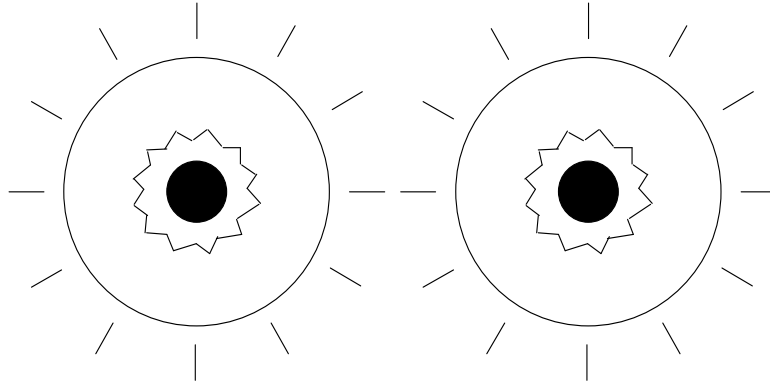
DRAW WHAT A SCURF RIM AND FUZZY BLUE EDGE WOULD LOOK LIKE IN THE IRIS. WHAT DO THEY MEAN? WHAT WOULD YOU DO FOR THE PERSON? PLEASE BE SPECIFIC. USE THE OTHER SIDE OF THE PAPER IF YOU NEED ROOM. -



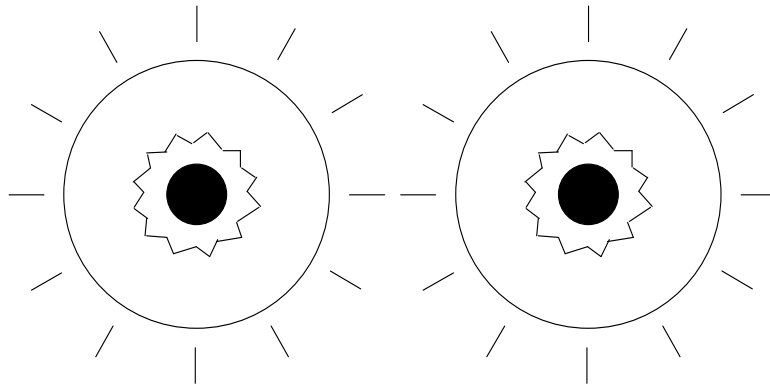
DRAW THE BOWEL WITH THE FOLLOWING WEAKNESSES IN IT: PROLAPSES, BALLOONING, POCKETS, SPASTIC, STRICTURE. IF YOU SEE THESE WEAKNESSES WHAT WOULD YOU DO FOR THE PERSON? PLEASE BE SPECIFIC. USE THE OTHER SIDE OF THE PAPER IF YOU NEED ROOM. -



DRAW WHERE THE DIGESTIVE SYSTEM IS IN THE IRIS -



LOOK AT SOME ELSE'S IRIS AND DRAW THE STRENGTHS AND WEAKNESSES. WHAT WOULD YOU DO FOR THE PERSON? PLEASE BE SPECIFIC. USE THE OTHER SIDE OF THE PAPER IF YOU NEED ROOM -



Once you have completed this test, please have the test notarized. Then send the completed "Intermediate Iridology Online Test Manual" to: Joyful Living Services, P.O. Box 485, Weimar, CA 95736-0485, USA, for grading. Once you have passed this test you may apply for the "Advanced Iridology Course" by contacting us at 530-878-1119, 800-704-9800, or by e-mail at iridology@netzero.net.