



*Advanced  
Iridology  
Test  
Manual*

---

By:

**Brenda R. Generali, C.N.C.**

**Certified Nutritional Consultant  
Certified Iridologist  
Certified Herbalist  
Nature's Sunshine Manager**

**JOYFUL LIVING SERVICES**


P.O. Box 485  
Weimar, CA 95736-0485

**Phones:** (530) 878-1119 or 1-800-704-9800

**Fax:** 530-878-1119

**E-mail:** [iridology@netzero.net](mailto:iridology@netzero.net)

**URL:** <http://www.joyfullivingservices.com>



*Advanced Iridology  
Sworn Notarized  
Statement*

Name \_\_\_\_\_ Degree  
Initials \_\_\_\_\_  
if any: \_\_\_\_\_  
Street Address \_\_\_\_\_  
City \_\_\_\_\_ State \_\_\_\_\_ Zip \_\_\_\_\_  
Phone Number (\_\_\_\_) \_\_\_\_\_ E-mail: \_\_\_\_\_

Registration Number: \_\_\_\_\_ To be assigned by the examiner and filled in at Joyful Living Services.

**\*SWORN NOTARIZED STATEMENT\***  
Required for certification by  
Joyful Living Services

I hereby make oath and say that the answers to all questions in the 10 practice sessions and test were provided by me without direct assistance from any second party, and that all research involved in the Certification process are my exclusive work and not that of any second party.

Sign below in Notary's presence: \_\_\_\_\_

Notary Stamp Here

NOTARIZED: Subscribed and Sworn before  
me this \_\_\_\_\_ day of \_\_\_\_\_ 20 \_\_\_\_  
My commission expires: \_\_\_\_\_ 20 \_\_\_\_

\_\_\_\_\_  
NOTARY PUBLIC



## *Advanced Iridology Correspondence Course Test*

---

**WHAT IS A HONEYCOMB LACUNA?**

**HOW CAN YOU TELL THE DOMINANT SIDE OF A PERSON FROM THEIR IRIS?**

**DESCRIBE WHAT AN IRIS WOULD LOOK LIKE IF THE STRUCTURE WERE VERY LOOSE. BE SPECIFIC.**

**DESCRIBE WHAT AN IRIS WOULD LOOK LIKE IF THE FUNCTION IS COLD. BE SPECIFIC.**

**DESCRIBE A GREEN IRIS. BE SPECIFIC.**

**WHAT ARE THE 11 SYSTEMS OF THE BODY?**

1.

2.

3.

4.

5.

6.

7.

8.

9.

10.

11.

**WHAT DOES IT MEAN WHEN AN IRIS IS MURKY?**

**HOW CAN YOU DETERMINE THE DIFFERENCE BETWEEN HEALING SIGNS IN A LACUNA AND DEGENERATION?**

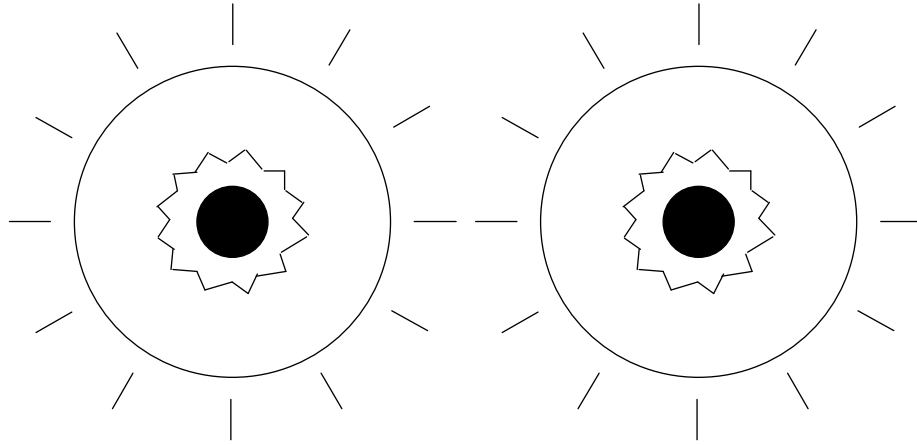
**HOW CAN YOU TELL IF SOMEONE HAS LEAKY GUT?**

**CAN YOU SEE PARASITES IN THE IRISES?**

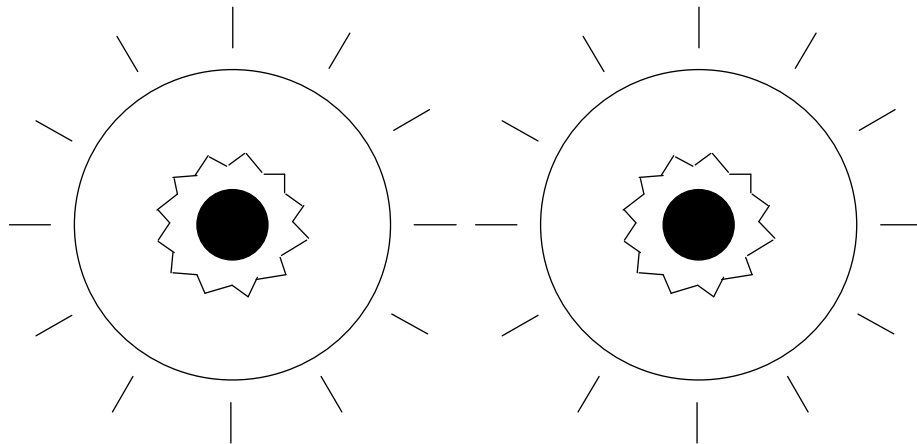
**SHOULD YOU BUILD OR CLEANSE A LOOSE STRUCTURED PERSON?**

**WITH COLORED PENCILS, DRAW THE FOLLOWING:**

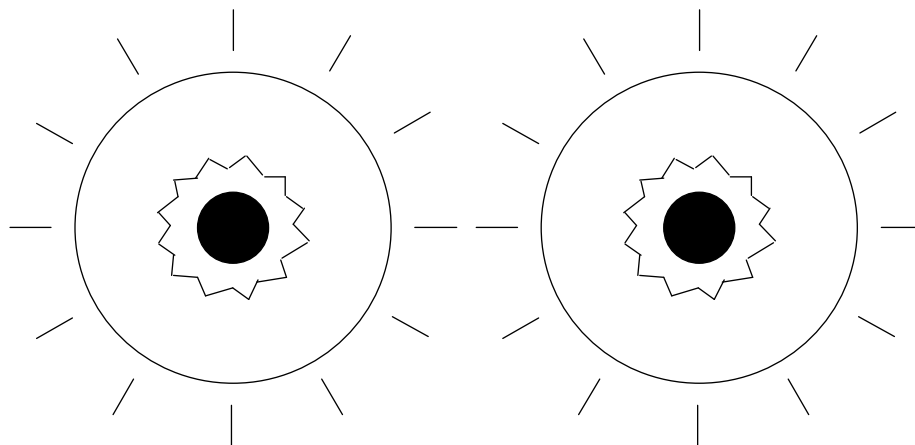
**DRAW WHAT A BLACK HAIR PIGMENT, CORAL FORMATION, AND RADIAL PLAIT WOULD LOOK LIKE IN THE IRIS. WHAT DO THEY MEAN? WHAT WOULD YOU DO FOR THE PERSON? PLEASE BE SPECIFIC. USE THE OTHER SIDE OF THE PAPER IF YOU NEED ROOM -**



**DRAW WHAT A MURKY EYE WOULD LOOK LIKE IN THE IRIS. WHAT DOES IT MEAN? WHAT WOULD YOU DO FOR THE PERSON? PLEASE BE SPECIFIC. USE THE OTHER SIDE OF THE PAPER IF YOU NEED ROOM.**

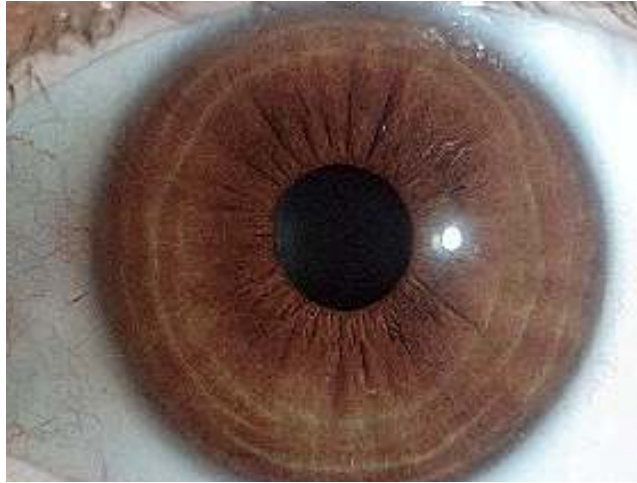


**DRAW AN IRIS WITH LEAKY GUT. WHAT WOULD YOU DO FOR THE PERSON? PLEASE BE SPECIFIC. USE THE OTHER SIDE OF THE PAPER IF YOU NEED ROOM. -**

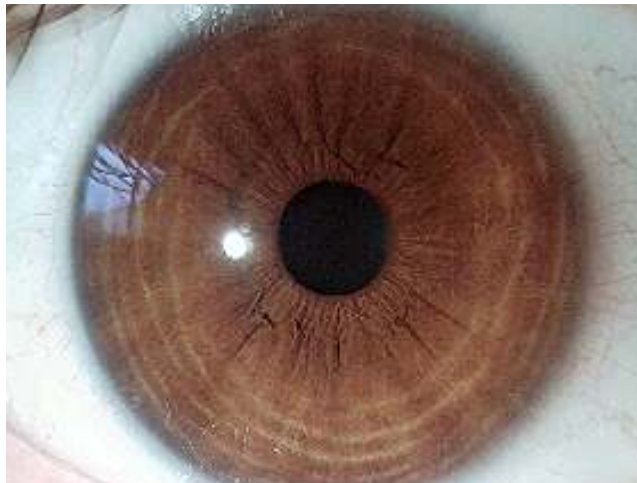


USING THE IRIS BELOW, DO A COMPLETE CONSTITUTIONAL ANALYSIS. WHEN YOU TURN IN THE TEST BE SURE TO SEND BACK THE IRIS PHOTOS ALONG WITH THE COPY OF THE CONSTITUTIONAL ANALYSIS TO BE GRADED.

**Be sure to be consistent with the analysis. If you see a stress ring in the iris below, be sure to mark the stress ring everywhere it can be marked. Consistency is extremely important. Be sure you mark ALL the markings as every ring in the iris and every marking in the iris make a marking and should be counted as such.**



**Left Iris**



**Right Iris**

## PART I: BASIC PATTERNS

**Structure:** \_\_\_ Very Tight \_\_\_ Tight \_\_\_ Moderate \_\_\_ Loose \_\_\_ Very Loose

**Function:** \_\_\_ Hot (White) \_\_\_ Warm \_\_\_ Moderate \_\_\_ Cool \_\_\_ Cold (Dk Gray)

**True Color:** \_\_\_ Pure Blue \_\_\_ Mixed Biliary \_\_\_ True Brown

**Weakness:** \_\_\_ Respiratory/Lymphatic \_\_\_ Digestive \_\_\_ Circulatory

**Colors:** \_\_\_ Yellow \_\_\_ Neon Orange \_\_\_ Dirty Orange \_\_\_ Brown \_\_\_ Reddish Brown

## PART II: PERSONALITY (FIBER STRUCTURAL) TYPE

<u>Basic Personality</u>	<u>Mixed Types</u>
___ <b>Emotional/Spontaneous</b> (Many Lacunas, No Psori)	___ <b>Emotional/Kinesthetic</b> (Few Tiny Lacuna, Straight Fibers)
___ <b>Polyglandular (Daisy Petal)</b> (Many Closed Lacuna Like A Flower)	___ <b>Analytical/Kinesthetic</b> (1 or 2 Psori, Straight Fibers)
___ <b>Analytical/Thinking</b> (Many Psori, No Lacunas)	___ <b>Emotional/Extremist</b> (Many Lacunas, Few Psori)
___ <b>Active/Kinesthetic</b> (Straight/Fine Fibers, No Psori/Lacuna)	___ <b>Analytical/Extremist</b> (Many Psori, Few Lacuna)
___ <b>Robust Neurogenic</b> (Slight Wavy Fibers Like Combed Wet Hair)	___ <b>Kinesthetic/Extremist</b> (Few Tiny Lacuna, Few Tiny Psori)
___ <b>Delicate Neurogenic</b> (Fibers Look Combed but Very Straight/Thin)	
___ <b>Extremist/Innovator</b> (Pigments and Lacunas)	___ <b>Emotional/Extremist/Innovator</b> (Pigments, Lacunas, Psori)

## PART III: MAJOR SIGNS/CONSTITUTIONAL SUBTYPES

___ <b>Stomach Halo</b> (Poor Digestive Function)	___ <b>Uric Acid Type</b> ("Acid Eye") ___ Febrile "Hot" (Everywhere)
___ <b>Anxiety/Tetanic</b> ("Nerve/Stress/Cramp Rings ") (Tension & Stress)	___ <b>Lipemic</b> (Calcium/Sodium/Cholesterol/ Hardening of the Arteries)
___ <b>Lymphatic Rosary</b> (Lymphatic Disturbances)	___ <b>Scurf Rim</b> (Underactive/Weakened Skin)
___ <b>Arcus Senilis</b> (Lack Of Brain Circulation)	___ <b>Hazy Pupil</b> (Vision Problems)
___ <b>Fuzzy Blue Edge</b> (Anemia in Extremities)	___ <b>Enlarged Pupil</b> (Adrenal Fatigue)
___ <b>Radii Solaris</b> (Toxic Leakage (Leaky Gut), Parasite Activity)	___ <b>Tense Pupil</b> (Uptight Inside)
	___ <b>Irregular Pupil</b> (Chiropractic Care-Cen. Nerv. Sys.)

**PART IV: NERVE WREATH SIGNS**

- Closeness To Pupil:** \_\_\_ Flaccid/Atonic \_\_\_ Balanced \_\_\_ (Constricted/Spastic  
(Loose - Public) (Tight - Private)
- Colon Line:** \_\_\_ Pocketed \_\_\_ Cramped \_\_\_ Indented \_\_\_ Collapsed  
(Diverticula) (Spastic) (Strictured) (Prolapsed)
- Special Signs:** \_\_\_ Thick/Pronounced \_\_\_ Thin/Washed Out \_\_\_ Discolored  
(White-Acute) (Low Vitality) (Colored)  
(Overactive/Irritation) (Underactive) (Overactive) (Toxic)

**PART V: DOMINANT SIDE - STRONG SIDE**

- \_\_\_ **Right Side/Left Brain/Yang** \_\_\_ **Left Side/Right Brain/Yin**  
(Analytical/Male) (Intuitive/Feminine)

**PART VI: SPECIFIC SIGNS**

- |  |  |
|--|--|
| ___ <b>Open Lacuna</b><br>(Inherent Weakness)                    | ___ <b>Annoyance Line</b><br>(Irritation of Heart)               |
| ___ <b>Closed Lacuna</b><br>(Inherent Weakness)                  | ___ <b>Asparagus Head</b><br>(Malignancy of Uterus/Cervix)       |
| ___ <b>Psora</b> (pigments)<br>(Chemical Deposits)               | ___ <b>Asthenic Ridge</b><br>(Nerve Weakness, Headaches)         |
| ___ <b>Transversals</b><br>(Injury)                              | ___ <b>Black Hair Pigment</b><br>(Cell Changes Within Gland)     |
| ___ <b>Red Lines In Iris</b><br>(Extreme Hot Spots-Hyperactive)  | ___ <b>Coral Formation</b><br>(Bronchitis, Asthma, TB)           |
| ___ <b>Red Lines In Whites</b><br>(Mental/Environmental Stress)  | ___ <b>Cryptiform Lacuna</b><br>(Cervical Polypus, Genital Drop) |
| ___ <b>Fatty Deposits In Whites</b><br>(Poor Fat Digestion)      | ___ <b>Encapsulated Lacuna</b><br>Predisposition to Ulcer, Duo)  |
| ___ <b>Honeycomb or Grape Lacuna</b><br>(Severe Deficiency)      | ___ <b>Granular Pigment</b><br>(Liver Not Storing Iron Properly) |
| ___ <b>Rib Leaf Lacuna</b><br>(Glandular Trouble)                | ___ <b>Iodine Lacuna</b><br>(Difficulty Storing Iodine)          |
| ___ <b>Stair Step Lacuna</b><br>(Severe Deficiency)              | ___ <b>Radial Plait</b><br>(Chronic Irritation, Cell Changes)    |
| ___ <b>Sinus Congestion</b><br>(Congestion/Deposits)             | ___ <b>Thyroxine Lacuna</b><br>(Thyroid Out Of Balance)          |
| ___ <b>Glasses, Contacts or Hazy Pupils</b><br>(Vision Problems) | ___ <b>Tulip</b><br>(Head Pressure, Chronic Sinus)               |

\_\_\_ Other: \_\_\_\_\_



**BODY SYSTEMS TO FOCUS ON**  
**PAGE 1**

Note: The markings in the eye correspond to the following systems of the body. The more markings associated with a particular system, the more you will want to pay attention to that system in developing your personal health and nutritional program. As indicated in the Constitutional Iridology Analyses Worksheet you signed, this information is intended solely to guide you in your nutritional and lifestyle choices and not as a prescription for treatment of any disease or condition.

\_\_\_\_\_ **Digestive System**

- \_\_\_ Stomach Halo
- Markings in:
  - \_\_\_ Liver
  - \_\_\_ Gallbladder
  - \_\_\_ Pancreatic Areas
- \_\_\_ Red Line in White Pointing To Liver Area
- \_\_\_ Fatty Deposits In Whites

\_\_\_\_\_ **Intestinal System**

- \_\_\_ Color Concentrated Inside or Around the Nerve Wreath
- \_\_\_ Markings in Intestinal Zone
- Irregularity of the Nerve Wreath:
  - \_\_\_ Tight
  - \_\_\_ Loose
  - \_\_\_ Irregular
  - \_\_\_ Collapsed
  - \_\_\_ Discolored
  - \_\_\_ Thin/Washed Out
  - \_\_\_ Thick/Pronounced
- \_\_\_ Radii Solaris Lines

\_\_\_\_\_ **Nervous System**

- \_\_\_ Nerve Rings
- \_\_\_ Radii Solaris Lines
- Irregularity of the Nerve Wreath:
  - \_\_\_ Tight
  - \_\_\_ Thick
  - \_\_\_ Discolored
  - \_\_\_ Washed Out
  - \_\_\_ Thick/Pronounced
- Irregularities of the Pupil Tonus:
  - \_\_\_ Tight
  - \_\_\_ Enlarged
  - \_\_\_ Irregular
- \_\_\_ Blood Shot Eyes

**Additional Comments:**

**BODY SYSTEMS TO FOCUS ON  
PAGE 2**

\_\_\_\_\_ **Glandular System**

\_\_\_\_\_ Leaf-rib Lacuna (a lacuna with ribs like a leaf inside) Anywhere In The Eye.

Markings In:

- \_\_\_\_\_ Pineal
- \_\_\_\_\_ Pituitary
- \_\_\_\_\_ Hypothalamus
- \_\_\_\_\_ Thyroid
- \_\_\_\_\_ Pancreas
- \_\_\_\_\_ Adrenal
- \_\_\_\_\_ Reproductive Areas
- \_\_\_\_\_ Enlarged Pupil
- \_\_\_\_\_ Puffy Eyes (Adrenal)

\_\_\_\_\_ **Urinary System**

\_\_\_\_\_ Uric Acid Subtype

\_\_\_\_\_ Lymphatic Rosary

Markings In:

- \_\_\_\_\_ Kidney
  - \_\_\_\_\_ Adrenal
  - \_\_\_\_\_ Reproductive
  - \_\_\_\_\_ Back Areas
- Red Lines In Whites Pointing Towards The:
- \_\_\_\_\_ Kidney
  - \_\_\_\_\_ Reproductive
  - \_\_\_\_\_ Back Areas
- \_\_\_\_\_ Yellow Discoloration In Eyes
- \_\_\_\_\_ Puffy Eyes (Edema)

\_\_\_\_\_ **Respiratory/Lymphatic System**

\_\_\_\_\_ Lymphatic Rosary

Markings In:

- \_\_\_\_\_ Lungs
  - \_\_\_\_\_ Breast
  - \_\_\_\_\_ Throat
  - \_\_\_\_\_ Spleen
  - \_\_\_\_\_ Bronchial Areas
- Red Lines In Whites Pointing Towards The:
- \_\_\_\_\_ Lungs
  - \_\_\_\_\_ Breast
  - \_\_\_\_\_ Throat
  - \_\_\_\_\_ Spleen
- \_\_\_\_\_ Sunken Eyes

**Additional Comments:**

**BODY SYSTEMS TO FOCUS ON  
PAGE 3**

\_\_\_\_\_ **Circulatory System**

- \_\_\_ Fuzzy Blue Edge (Anemia)
- \_\_\_ Arcus Senilis
- \_\_\_ Lipid Ring
- \_\_\_ Markings in Heart Area

\_\_\_\_\_ **Structural System**

- \_\_\_ Connective Tissue Weakness
- \_\_\_ Uric Acid Subtypes
- \_\_\_ Scurf Rim
- \_\_\_ Pupil Tonus Irregularities
- \_\_\_ Markings In Back Area
- \_\_\_ Red Lines In White Pointing To Back Area
- \_\_\_ Transversals in Skeletal Area

**Additional Comments:**